



Step-by-Step Guide: How to Fundraise on Giving.sg?

Step 1 If you would like to fundraise for the YMCA Special Needs Inclusive Challenge on Giving.sg, click [here](#).

Please ensure you already have created your personal Giving.sg account.

Step 2 Click on “Fundraise Now”



YMCA Special Needs Inclusive Challenge

 by YMCA of Singapore



\$390

raised from 3 donors

1% of \$200,000

103 more days

Donate Today

 TDR will be issued for donations of \$50 and above.

 DONATE TODAY

FUNDRAISE FOR THIS CAMPAIGN

Fundraising can help to raise more and change more lives.

FUNDRAISE NOW

How Your Donation Makes a Difference

\$10

Your donation of \$10 will provide art materials for one youth with special needs to pursue his or her creative endeavours.

DONATE \$10



Step 3 Under 'My campaign story', insert the following:

Campaign Title

[Your name] is Raising Funds for YMCA Special Needs Inclusive Challenge 2023

Fundraising Goal

[Include the amount you target to fundraise. Recommended amount from \$2,000 onwards]

About Campaign

[For General Public]

The YMCA Special Needs Inclusive Challenge returns again this year, where 10 Special Needs Ambassadors are training hard to conquer Japan's tallest mountain, Mt Fuji, this August!

Join me to champion special needs inclusivity and raise funds to sustain vocational training and social development programmes that empower youth with special needs. I would like to appeal for your generosity in being an advocate for youth with special needs and empower them to become independent contributors to an inclusive society.

Find out more at fuji.ymca.org.sg.

Funds raised will go to the YMCA Community Services Fund that sustains programmes for youth with special needs, as well as youth-at-risk and youth-in-need. Thank you for your kind support and contribution!



[For Caregivers/ Family Members/ Friends of the Ambassadors]

The YMCA Special Needs Inclusive Challenge returns again this year, where 10 Special Needs Ambassadors are training hard to conquer Japan's tallest mountain, Mt Fuji, this August! My son/ daughter/ brother/ sister/ friend/ etc., [Name of Ambassador], will be one of the Ambassadors embarking on this expedition.

Together with [Name of Ambassador], we hope to champion special needs inclusivity and raise funds to sustain vocational training and social development programmes that empower youth with special needs. I would like to appeal for your generosity in being an advocate for youth with special needs and empower them to become independent contributors to an inclusive society.

Find out more at fuji.ymca.org.sg.

Funds raised will go to the YMCA Community Services Fund that sustains programmes for youth with special needs, as well as youth-at-risk and youth-in-need. Thank you for your kind support and contribution!



Step 4 Under 'Causes supported by this campaign', select the following four causes:

Causes supported by this campaign





Please select up to 4 causes

- | | |
|--|--|
| <input type="checkbox"/> Animal Welfare | <input type="checkbox"/> Families |
| <input type="checkbox"/> Arts & Heritage | <input type="checkbox"/> Health |
| <input checked="" type="checkbox"/> Children & Youth | <input type="checkbox"/> Humanitarian |
| <input checked="" type="checkbox"/> Community | <input checked="" type="checkbox"/> Social Service |
| <input checked="" type="checkbox"/> Disability | <input type="checkbox"/> Sports |
| <input type="checkbox"/> Education | <input type="checkbox"/> Women & Girls |
| <input type="checkbox"/> Elderly | |
| <input type="checkbox"/> Environment | |

Step 5 Under 'Media Gallery', the images below automatically appears.

Media gallery

Add at least 1 image of what your campaign is about, to inspire more to donate!

<p>📺</p> <p>Add YouTube video (optional)</p> <p>Enter YouTube link</p> <p>SLIDE 1</p>	 <p>SLIDE 2</p>
 <p>SLIDE 3</p>	 <p>SLIDE 4</p>
 <p>SLIDE 5</p>	<p>📷</p> <p>UPLOAD IMAGE</p> <p>SLIDE 6</p>

**Please do not distribute and/or use the media for any other purpose without consent from the YMCA of Singapore.*



Step 6 Under 'Campaign duration', insert the following:

Start Date

[Please indicate the start date]

Duration

[It will automatically be calculated upon inserting start and end dates]

End Date

[Please indicate 31 December 2023]

Campaign URL

giving.sg/ymcasg/ymcafuji2023-[insert your name]

Campaign duration

Start Date

Duration

 days

End Date

Campaign URL

giving.sg/ymcasg/

Generate Default URL



Step 7 At any point in time, you may scroll down to the bottom of the page and click 'SAVE DRAFT' if you would like to continue filling it up another day.

Once you have checked to ensure that all the blanks are filled in accurately and have completed the blanks, click 'NEXT'.

SAVE DRAFT

NEXT



Step 8 Please read through the declaration and click 'CONFIRM SUBMISSION'.

If you would like to edit anything, please click on 'BACK'.

Start a fundraising campaign

You are starting a campaign as **Individual**

1 Enter campaign details ——— 2 **Submit for approval**

One last look and we're off!
Please confirm you'd like to submit.

Once submitted, you can edit this and any other campaigns, on the "My Campaigns" page.

By submitting, I declare that this campaign is to raise funds for local charitable purposes only, and that I am aware of, and abide by the requirements under the Charities Act of Singapore (Chapter 37), including the Charities (Fund-raising appeals for Local & Foreign Charitable Purposes) Regulations.

Yes, I'd like to submit the campaign for
YMCA Special Needs Inclusive Challenge

I'm happy for the charity to email me about my campaign.

[← BACK](#) [SAVE DRAFT](#) [CONFIRM SUBMISSION](#)

Step 9 You are good to go! Please wait for 3-5 working days to get your fundraising campaign approved.

After it has been approved, you can start sharing your Giving.sg fundraising campaign link to your family and friends! Happy fundraising and thank you for your kind support.